



For our operation, this is our header – the new ProWay Cattle Yards are an asset that will add value to this property, they'll last us at least 50 years.

**Rob Wilson | Farm Manager**  
Bonnie Doon Wagyu | Morven, NSW

## CATTLE YARDS DESIGNED TO IMPROVE STOCKFLOW & OPERATOR SAFETY

For over 20 years, ProWay's Cattle Yards have lead the industry with their efficient designs, safety features and renowned durability. ProWay Cattle Yard facilities are tailored to suit your operation and provide significant improvements to profitability, stock flow, operator safety and animal welfare.

ProWay are continually improving these custom built facilities through direct industry feedback from our clients and industry contractors. The entire ProWay Cattle Yard range is proudly designed and manufactured in Australia ensuring a strong and reliable finish every time. We pride ourselves on no two facilities ever being the same.

ProWay's Design Team and their processes are second to none. Our Design Team utilise the latest drone and satellite technology to ensure that your new cattle yard facility is pinpoint accurate from the get go. When designing your facility, our Designers will work with existing infrastructure such as sheds, trees, holding pens and transport access whilst allowing for future developments and expansion.

ProWay's Design Team will incorporate key products such Rotary Force Gates, Adjustable Races, 3 or 5 Way Drafters, Loading Ramps, Elevated Walkways and even Pneumatic Air Operated & Remote Handling equipment to suit your operational requirements, ultimately making a more profitable and efficient set of yards you'll enjoy working stock in.

THE CHOICE  
OF LIVESTOCK  
PROFESSIONALS

# CATTLE YARDS AND HANDLING SYSTEMS

Proudly Australian owned, designed & manufactured.

**ProWay**  
Livestock Equipment



Having a local supplier was important to the business, it's a reputable product, a tried and tested Australian made brand and we knew we'd get good, local after sales support.

**Rob Wilson | Farm Manager**  
'Larn00' | Ghin Ghin VIC

## THE PROWAY ADVANTAGE

Tailored to suit your operation, working with ProWay provides:

- The latest drone and theodolite survey to ensure your new facility is laid out with pin point accuracy.
- Completely customised and designed to suit your operation. This includes factoring in existing infrastructure such as sheds, trees and existing holding yards.
- A safer facility for operator and animal, with reduced stress.
- Improved throughput levels due to efficient design practices.
- Reduced time to complete husbandry tasks.

- High quality finishes proudly manufactured in Wagga Wagga by our skilled Workshop team and stood up by local contractors.
- A commitment to continual improvement of cattle handling technology through research, development and direct client feedback.
- An abundance of superior featured products such as Rotary Force Gates, 3 or 5 Way Drafters, Adjustable Races, Air Operated Pneumatic Remote Handling Systems and Loading Ramps which have been designed to safely improve productivity in your facility.
- Most importantly, a local group of staff who value service quality and will always go the extra yard to achieve an outstanding result.



**IMPROVED  
STOCKFLOW**



**INCREASED WH+S  
& ANIMAL WELFARE**



**EFFICIENT  
HUSBANDRY TASKS**



**REDUCED  
LABOUR UNITS**



## CATTLE YARD DESIGN SET 1

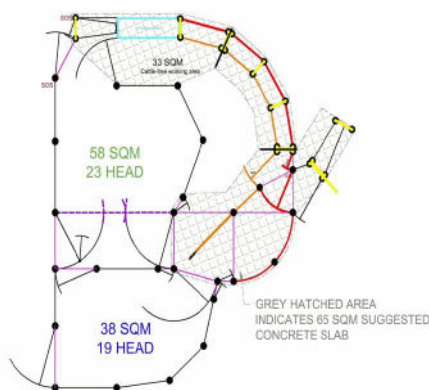
To work 20 - 70 head

The following designs are a starting point for your operation to give an idea of design options and yard features available.

Designs can be modified to suit your requirements and features or equipment can be included or subtracted in the final design. We can incorporate existing fences and infrastructure as part of our custom design service as well as offer sections of these designs such as the working area.

This document is the property of Proway Livestock Equipment Pty Ltd. and cannot be copied, distributed, transmitted or presented (electronically or otherwise) to any third party, supplier, fabricator or alternative contractor without prior written consent from Proway Livestock Equipment Pty Ltd.

## PCY 60



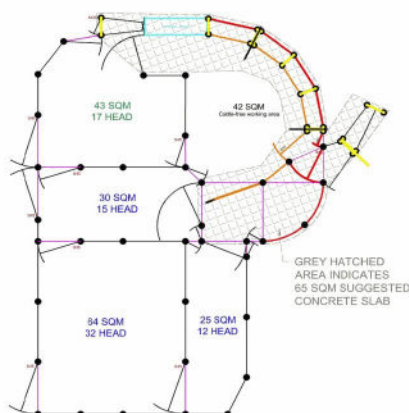
- Entire facility: 159 SQM, holds up to 42 head when full
- Pre-draft capacity: 19 head (based on 2 SQM per 400kg animal)
- Post-draft capacity: 23 head (based on 2.5 SQM per 400kg animal)
- Working race length: 7.3m
- Suggested concrete slab: 65 SQM

## Key Design Features:

- H race (fully sheeted outside, 3/4 sheeted inside) with Overhanging Rail & Release Gates
- Push around style Rotary Force with ratchet brake and braced overhead
- Standard draft gates with drop down bolts

|                                  |                    |
|----------------------------------|--------------------|
| <b>97 Cattle rail</b>            | <b>\$54,545.00</b> |
| <b>50NB Pipe (6 rails)</b>       | <b>\$55,025.00</b> |
| <b>120 Cattle rail (5 rails)</b> | <b>\$60,960.00</b> |

## PCY 80



- Entire facility: 237 SQM, holds up to 76 head when full
- Pre-draft capacity: 59 head (based on 2 SQM per 400kg animal)
- Post-draft capacity: 17 head (based on 2.5 SQM per 400kg animal)
- Working race length: 7.3m
- Suggested concrete slab: 65 SQM

## Key Design Features:

- H Race (fully sheeted outside, 3/4 sheeted inside) with Overhanging Rail & Release Gates
- Push around style Rotary Force with ratchet brake and braced overhead
- Standard draft gates with drop down bolts

|                                  |                    |
|----------------------------------|--------------------|
| <b>97 Cattle rail</b>            | <b>\$67,090.00</b> |
| <b>50NB Pipe (6 rails)</b>       | <b>\$67,780.00</b> |
| <b>120 Cattle rail (5 rails)</b> | <b>\$76,035.00</b> |

## PCY 130



- Entire facility: 306 SQM, holds up to 104 head when full
- Pre-draft capacity: 68 head (based on 2 SQM per 400kg animal)
- Post-draft capacity: 36 head (based on 2.5 SQM per 400kg animal)
- Race length: 10.6m (including waiting bay)
- Suggested concrete slab: 115 SQM

## Key Design Features:

- H race (fully sheeted outside, 3/4 sheeted inside) with Overhanging Rail & Release Gates
- Push around style Rotary Force with ratchet brake & braced overhead
- 6m diameter Pound Yard
- Standard 2.1m draft gates with drop down bolts to secure

|                                  |                    |
|----------------------------------|--------------------|
| <b>97 Cattle rail</b>            | <b>\$72,090.00</b> |
| <b>50NB Pipe (6 rails)</b>       | <b>\$72,820.00</b> |
| <b>120 Cattle rail (5 rails)</b> | <b>\$82,265.00</b> |

**Pricing current as of 21 May, 2025 - All prices are GST exclusive and subject to change without notice.**

Prices include delivery, pegging out of post holes, and custom design service. Excludes digging of holes, loading ramps and handlers, construction and concrete. ProWay offer a construction service by fully insured and inducted contractors. ProWay can provide a fixed construction price based on the job parameters

## CATTLE YARD DESIGN SET 2

To work 110 - 140 head

The following designs are a starting point for your operation to give an idea of design options and yard features available.

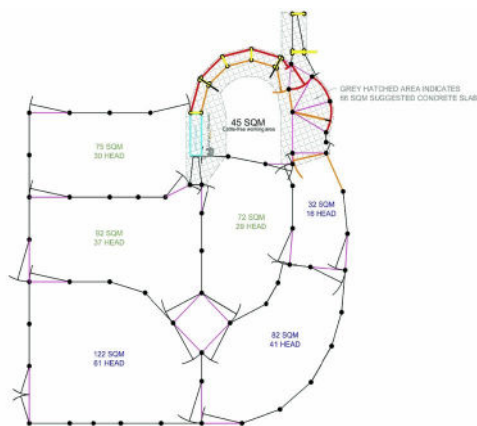
Designs can be modified to suit your requirements and features or equipment can be included or subtracted in the final design. We can incorporate existing fences and infrastructure as part of our custom design service as well as offer sections of these designs such as the working area.

*The choice of livestock professionals*

© Copyright Proway Livestock Equipment Pty Ltd

This document is the property of Proway Livestock Equipment Pty Ltd. and cannot be copied, distributed, transmitted or presented (electronically or otherwise) to any third party, supplier, fabricator or alternative contractor without prior written consent from Proway Livestock Equipment Pty Ltd.

## PCY 230



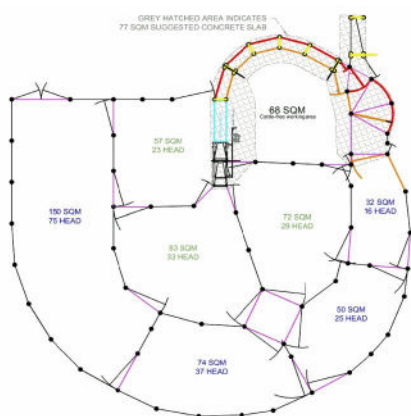
- Entire facility: 562 SQM, holds up to 224 head when full
- Pre-draft capacity: 118 head (based on 2 SQM per 400kg animal)
- Post-draft capacity: 106 head (based on 2.5 SQM per 400kg animal)
- Race length: 8.4m
- Suggested concrete slab: 66 SQM

## Key Design Features:

- H Race (fully sheeted outside, 3/4 sheeted inside) with Overhanging Rail & Release Gates
- Push around style Rotary Force with ratchet brake & braced overhead
- Diamond yard
- Standard 2.1m draft gates with drop down bolts to secure

|                                  |                     |
|----------------------------------|---------------------|
| <b>97 Cattle rail</b>            | <b>\$89,365.00</b>  |
| <b>50NB Pipe (6 rails)</b>       | <b>\$90,270.00</b>  |
| <b>120 Cattle rail (5 rails)</b> | <b>\$102,390.00</b> |

## PCY 240



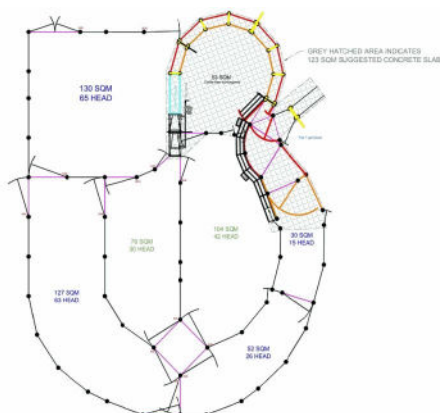
- Entire facility: 627 SQM, holds up to 238 head when full
- Pre-draft capacity: 153 head (based on 2 SQM per 400kg animal)
- Post-draft capacity: 85 head (based on 2.5 SQM per 400kg animal)
- Race length: 10.9m
- Suggested concrete slab: 77 SQM

## Key Design Features:

- H Race (fully sheeted outside, 3/4 sheeted inside) with Overhanging Rail & Release Gates
- Push around style Rotary Force with ratchet brake & braced overhead
- Manual 3 Way Draft Module

|                                  |                     |
|----------------------------------|---------------------|
| <b>97 Cattle rail</b>            | <b>\$101,900.00</b> |
| <b>50NB Pipe (6 rails)</b>       | <b>\$102,905.00</b> |
| <b>120 Cattle rail (5 rails)</b> | <b>\$115,345.00</b> |

## PCY 250



- Entire facility: 628 SQM, holds up to 236 head when full
- Pre-draft capacity: 141 head (based on 2 SQM per 400kg animal)
- Post-draft capacity: 95 head (based on 2.5 SQM per 400kg animal)
- Race length: 15.4m
- Suggested concrete slab: 123 SQM

## Key Design Features:

- H Race (fully sheeted outside, 3/4 sheeted inside) with Overhanging Rail & Release Gates
- Pull around style Rotary Force (operate from elevated walkway) with ratchet brake & braced overhead
- Manual 3 Way Draft Module

|                                  |                     |
|----------------------------------|---------------------|
| <b>97 Cattle rail</b>            | <b>\$117,280.00</b> |
| <b>50NB Pipe (6 rails)</b>       | <b>\$118,285.00</b> |
| <b>120 Cattle rail (5 rails)</b> | <b>\$132,010.00</b> |

**Pricing current as of 21 May, 2025 - All prices are GST exclusive and subject to change without notice.**

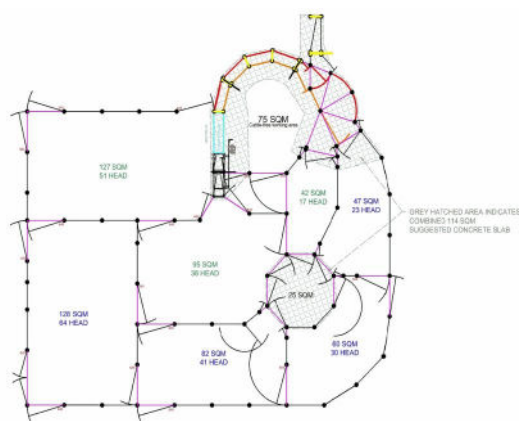
Prices include delivery, pegging out of post holes, and custom design service. Excludes digging of holes, loading ramps and handlers, construction and concrete. ProWay offer a construction service by fully insured and inducted contractors. ProWay can provide a fixed construction price based on the job parameters

To work 150 - 230 head

The following designs are a starting point for your operation to give an idea of design options and yard features available.

Designs can be modified to suit your requirements and features or equipment can be included or subtracted in the final design. We can incorporate existing fences and infrastructure as part of our custom design service as well as offer sections of these designs such as the working area.

## PCY 290



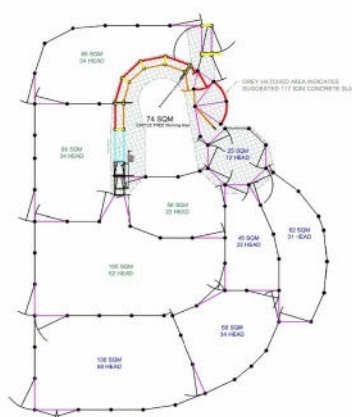
- Entire facility: 692 SQM, holds up to 264 head when full
- Pre-draft capacity: 158 head (based on 2 SQM per 400kg animal)
- Post-draft capacity: 106 head (based on 2.5 SQM per 400kg animal)
- Race length: 8.9m (including waiting bay)
- Suggested concrete slab: 86 SQM

### Key Design Features:

- H Race (fully sheeted outside, 3/4 sheeted inside) with Overhanging Rail & Release Gates
- Push around style Rotary Force with ratchet brake and braced overhead
- Manual 3 Way Draft Module
- 6m diameter Pound Drafting Yard

|                           |              |
|---------------------------|--------------|
| 97 Cattletrail            | \$108,915.00 |
| 50NB Pipe (6 rails)       | \$110,135.00 |
| 120 Cattletrail (5 rails) | \$124,550.00 |

## PCY 345



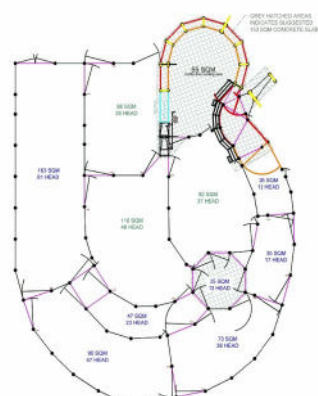
- Entire facility: 832 SQM
- Filled complete capacity: 319 head
- Pre-draft capacity: 167 head (based on 2 SQM per 400kg animal)
- Post-draft capacity: 152 head (based on 2.5 SQM per 400kg animal)
- Working race length: 11.6m (including waiting bay)
- Suggested concrete slab: 117 sqm

### Key Design Features:

- H race, 3/4 sheeted on inside and fully sheeted on outside
- Rotary force with ratchet brake and braced overhead
- Manual 3 way draft module
- 6m diameter pound yard

|                           |              |
|---------------------------|--------------|
| 97 Cattletrail            | \$116,025.00 |
| 50NB Pipe (6 rails)       | \$117,300.00 |
| 120 Cattletrail (5 rails) | \$132,305.00 |

## PCY 360



- Entire facility: 877 SQM
- Filled complete capacity: 347 head
- Pre-draft capacity: 229 head (based on 2 SQM per 400kg animal)
- Post-draft capacity: 118 head (based on 2.5 SQM per 400kg animal)
- Working race length: 17.7m (including waiting bay)
- Suggested concrete slab: 153 SQM

### Key Design Features:

- H race, 3/4 sheeted on inside and fully sheeted on outside
- Rotary force with ratchet brake and braced overhead
- Handle to operate rotary force from elevated walkway
- Draft with either 3 way draft module or 6m diameter pound yard

|                           |              |
|---------------------------|--------------|
| 97 Cattletrail            | \$135,000.00 |
| 50NB Pipe (6 rails)       | \$136,340.00 |
| 120 Cattletrail (5 rails) | \$152,555.00 |

**Pricing current as of 21 May, 2025 - All prices are GST exclusive and subject to change without notice.**

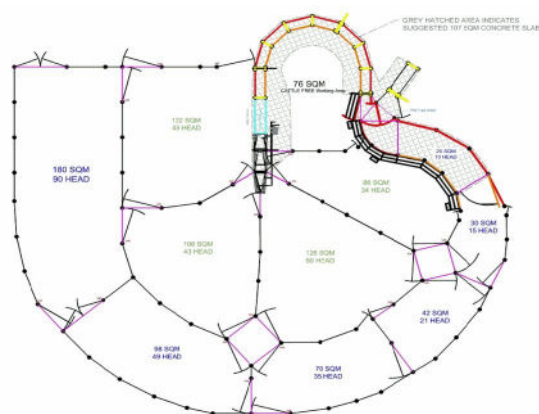
Prices include delivery, pegging out of post holes, and custom design service. Excludes digging of holes, loading ramps and handlers, construction and concrete. ProWay offer a construction service by fully insured and inducted contractors. ProWay can provide a fixed construction price based on the job parameters

To work 220 to 650 head

The following designs are a starting point for your operation to give an idea of design options and yard features available.

Designs can be modified to suit your requirements and features or equipment can be included or subtracted in the final design. We can incorporate existing fences and infrastructure as part of our custom design service as well as offer sections of these designs such as the working area.

## PCY 400



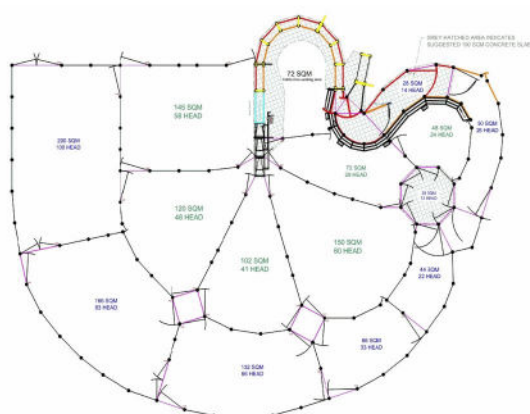
- Entire facility: 1,010 SQM, holds up to 369 head when full
- Pre-draft capacity: 220 head (based on 2 SQM per 400kg animal)
- Post-draft capacity: 176 head (based on 2.5 SQM per 400kg animal)
- Working race length: 17.7m
- Suggested concrete slab: 107 SQM

### Key Design Features:

- H Race (fully sheeted outside, 3/4 sheeted inside) with Overhanging Rail & Release Gates
- Pull around style Rotary Force with ratchet brake and braced overhead
- Handle to operate Rotary Force from elevated walkway
- Manual 4 Way Draft Module

|                           |              |
|---------------------------|--------------|
| 97 Cattletrail            | \$144,600.00 |
| 50NB Pipe (6 rails)       | \$145,915.00 |
| 120 Cattletrail (5 rails) | \$163,535.00 |

## PCY 660



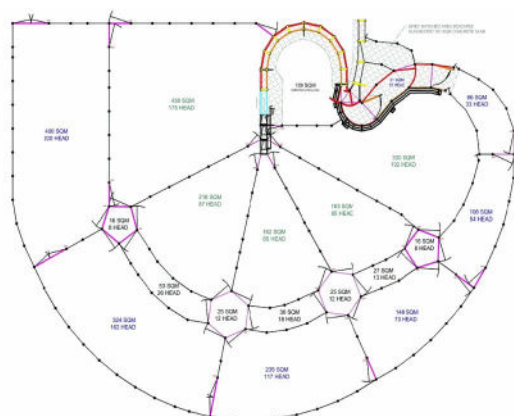
- Entire facility: 1,506 SQM, holds up to 591 head when full
- Pre-draft capacity: 355 head (based on 2 SQM per 400kg animal)
- Post-draft capacity: 236 head (based on 2.5 SQM per 400kg animal)
- Working race length: 17.8m
- Suggested concrete slab: 190 SQM

### Key Design Features:

- H Race (fully sheeted outside, 3/4 sheeted inside) with Overhanging Rail & Release Gates
- Rotary Force with ratchet brake and pull around handle to operate from elevated walkway
- Manual 5 Way Draft Module
- 6m diameter Pound Drafting Yard

|                           |              |
|---------------------------|--------------|
| 97 Cattletrail            | \$184,885.00 |
| 50NB Pipe (6 rails)       | \$186,740.00 |
| 120 Cattletrail (5 rails) | \$210,485.00 |

## PCY 1440



- Entire facility: 3,000 SQM, holds up to 1,178 head when full
- Pre-draft capacity: 654 head (based on 2 SQM per 400kg animal)
- Post-draft capacity: 524 head (based on 2.5 SQM per 400kg animal)
- Working race length: 17.8m
- Suggested concrete slab: 181 SQM

### Key Design Features:

- H Race (fully sheeted outside, 3/4 sheeted inside) with Overhanging Rail & Release Gates
- Rotary force with ratchet brake and handle to operate rotary force from elevated walkway
- Manual 5 Way Draft Module

|                           |              |
|---------------------------|--------------|
| 97 Cattletrail            | \$233,400.00 |
| 50NB Pipe (6 rails)       | \$236,190.00 |
| 120 Cattletrail (5 rails) | \$266,790.00 |

**Pricing current as of 21 May, 2025 - All prices are GST exclusive and subject to change without notice.**

Prices include delivery, pegging out of post holes, and custom design service. Excludes digging of holes, loading ramps and handlers, construction and concrete. ProWay offer a construction service by fully insured and inducted contractors. ProWay can provide a fixed construction price based on the job parameters



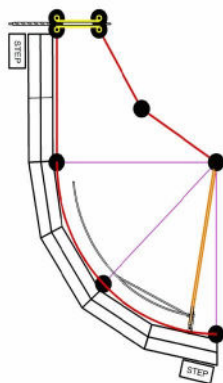
## CATTLE YARD DESIGN SET 5

The following designs are a starting point for your operation to give an idea of design options and yard features available.

Designs can be modified to suit your requirements and features or equipment can be included or subtracted in the final design. We can incorporate existing fences and infrastructure as part of our custom design service as well as offer sections of these designs such as the working area.

This document is the property of Proway Livestock Equipment Pty Ltd. and cannot be copied, distributed, transmitted or presented (electronically or otherwise) to any third party, supplier, fabricator or alternative contractor without prior written consent from Proway Livestock Equipment Pty Ltd.

## RF C90 - Cattle Rotary Force 2 Sections (90 degrees)



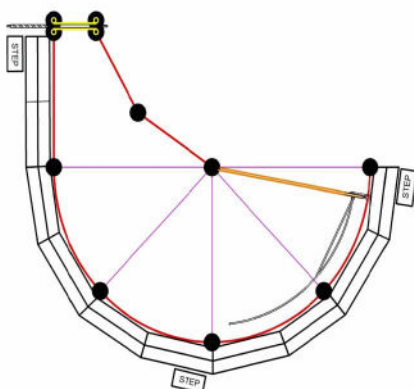
## Key Design Features:

- 90 degrees of Rotary Force with ratchet brake and braced overhead
- Sliding gate
- Elevated walkway with steps
- Curved handle to operate rotary force gate from walkway

**97 Cattlerail** **\$15,680.00**

**120 Cattlerail (5 rails)** **\$16,220.00**

## RF C180 - Cattle Rotary Force 4 Sections (180 degrees)



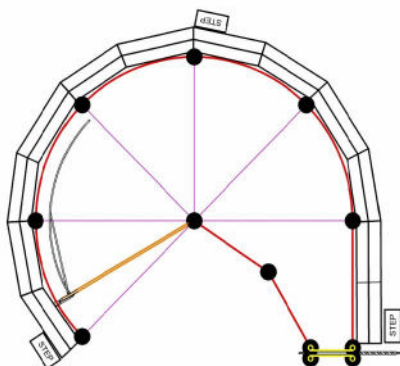
## Key Design Features:

- 180 degrees of Rotary Force with ratchet brake and braced overhead
- Sliding gate
- Elevated walkway
- Curved handle to operate rotary force gate from walkway

**97 Cattlerail** **\$22,960.00**

**120 Cattlerail (5 rails)** **\$23,495.00**

## RF C225 - Cattle Rotary Force 5 Sections (225 degrees)



## Key Design Features:

- 225 degrees of Rotary Force with ratchet brake and braced overhead
- Sliding gate
- Elevated walkway with steps
- Curved handle to operate rotary force gate from walkway

**97 Cattlerail** **\$26,550.00**

**120 Cattlerail (5 rails)** **\$27,090.00**

**Pricing current as of 21 May, 2025 - All prices are GST exclusive and subject to change without notice.**

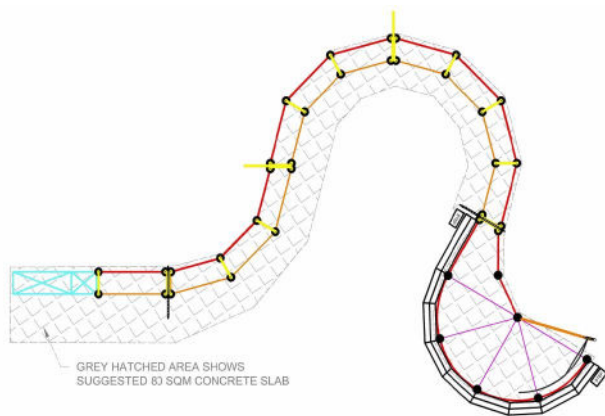
Prices include delivery, pegging out of post holes, and custom design service. Excludes digging of holes, loading ramps and handlers, construction and concrete. ProWay offer a construction service by fully insured and inducted contractors. ProWay can provide a fixed construction price based on the job parameters

## CATTLE YARD DESIGN SET 6

The following designs are a starting point for your operation to give an idea of design options and yard features available.

Designs can be modified to suit your requirements and features or equipment can be included or subtracted in the final design. We can incorporate existing fences and infrastructure as part of our custom design service as well as offer sections of these designs such as the working area.

This document is the property of Proway Livestock Equipment Pty Ltd. and cannot be copied, distributed, transmitted or presented (electronically or otherwise) to any third party, supplier, fabricator or alternative contractor without prior written consent from Proway Livestock Equipment Pty Ltd.

**FR 3 - 11 sections of H Race with Rotary Force**

**Key Design Features:**

- H race fully sheeted on outside and 3/4 sheeted on inside
- Rotary force with ratchet brake and braced overhead
- Elevated walkway with steps, to operate rotary force gate curved handle
- Working race length: 24.1m
- Suggested concrete slab (not included): 80 SQM

**97 Cattlerail** **\$56,510.00**

**120 Cattlerail (5 rails)** **\$59,925.00**

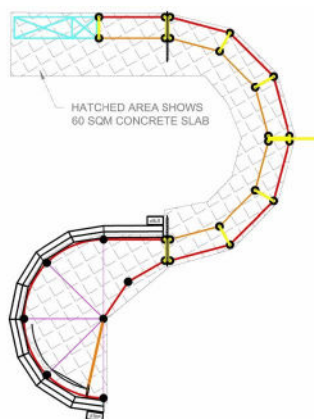
**FR 4 - 8 sections of H Race with Rotary Force**

**Key Design Features:**

- H race fully sheeted on outside and 3/4 sheeted on inside
- Rotary force with ratchet brake and braced overhead
- Elevated walkway with steps, to operate rotary force gate curved handle
- Working race length: 17.4m
- Suggested concrete slab (not included): 60 SQM

**97 Cattlerail** **\$44,035.00**

**120 Cattlerail (5 rails)** **\$46,695.00**

**FR 5 - 7 sections of H Race with Rotary Force**

**Key Design Features:**

- H race fully sheeted on outside and 3/4 sheeted on inside
- Rotary force with ratchet brake and braced overhead
- Elevated walkway with steps, to operate rotary force gate curved handle
- Working race length: 15.6m
- Suggested concrete slab (not included): 60 SQM

**97 Cattlerail** **\$43,130.00**

**120 Cattlerail (5 rails)** **\$45,555.00**

**Pricing current as of 21 May, 2025 - All prices are GST exclusive and subject to change without notice.**

Prices include delivery, pegging out of post holes, and custom design service. Excludes digging of holes, loading ramps and handlers, construction and concrete. ProWay offer a construction service by fully insured and inducted contractors. ProWay can provide a fixed construction price based on the job parameters