



**THE CHOICE
OF LIVESTOCK
PROFESSIONALS**

THE PROWAY ADVANTAGE

ProWay's Relocatable Cattle Yards offer the benefits of safe, efficient stock flow with the option to relocate if required. ProWay Relocatable Yards feature 1.75m panels that are fully galvanised steel.

All Relocatable Yard Gates swing inside a RHS frame to ensure strength is maintained in the fence line. Relocatable Yards are available in 32NB pipe and cattle rail.

ProWay Relocatable Cattle Yards can feature equipment from the ProWay Permanent range, such as:

- Working Races
- Rotary Forces
- Fully Sheeted Calf Races
- Manway Access Gates



RELOCATABLE CATTLE YARDS

To work 20 to 200 head

The following designs are a starting point for your operation to give an idea of design options and yard features available.

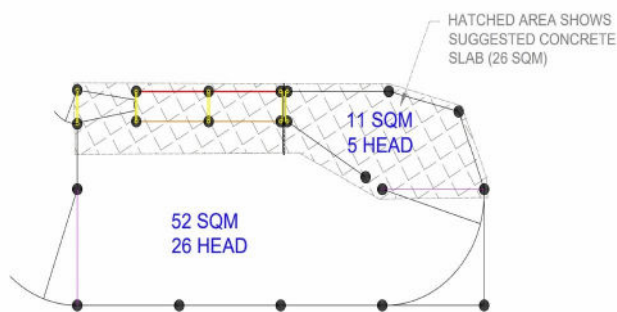
Designs can be modified to suit your requirements and features or equipment can be included or subtracted in the final design. We can incorporate existing fences and infrastructure as part of our custom design service as well as offer sections of these designs such as the working area.

The choice of livestock professionals

© Copyright Proway Livestock Equipment Pty Ltd

This document is the property of Proway Livestock Equipment Pty Ltd. and cannot be copied, distributed, transmitted or presented (electronically or otherwise) to any third party, supplier, fabricator or alternative contractor without prior written consent from Proway Livestock Equipment Pty Ltd.

PCY 30 Relocatable



- Entire facility: 69 SQM
- Filled complex holds: 31 head (based on 2 SQM per 400kg animal)
- Working race length: 4.4m
- Suggested concrete slab: 26 SQM

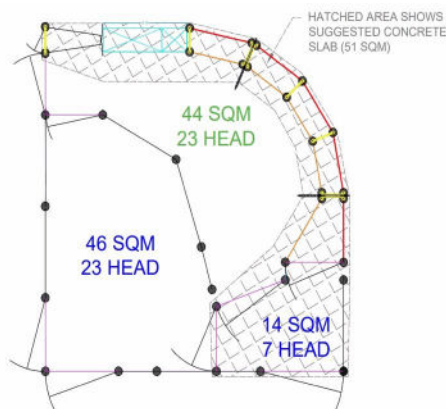
Key Design Features:

- H Race, fully sheeted on outside, 3/4 sheeted on inside
- Gates swing in RHS rectangular frame
- Comes with joining lugs and pins
- Optional crush

97CR Relocatable **\$24,420.00**

32NB Pipe Relocatable **\$21,795.00**

PCY 50 Relocatable



- Entire facility: 120 SQM
- Filled complex holds: 52 head
- Working race length: 7.3m (including waiting bay)
- Suggested concrete slab: 51 SQM

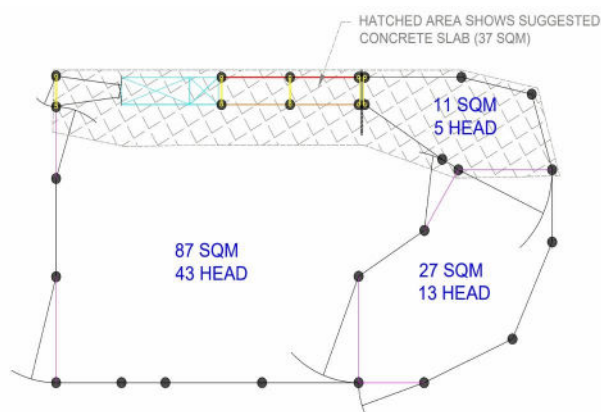
Key Design Features:

- H race fully sheeted on outside, 3/4 sheeted on inside
- Gates swing in RHS rectangular frame
- Comes with joining lugs and pins
- Optional crush

97CR Relocatable **\$41,785.00**

32NB Pipe Relocatable **\$37,970.00**

PCY 70 Relocatable



- Entire facility: 135 SQM
- Filled complex holds: 61 head (based on 2 SQM per 400kg animal)
- Working race length: 4.4m
- Suggested concrete slab: 37 SQM

Key Design Features:

- H race fully sheeted on outside, 3/4 sheeted on inside
- Gates swing in RHS rectangular frame
- Comes with joining lugs and pins
- Optional crush

97CR Relocatable **\$30,125.00**

32NB Pipe Relocatable **\$26,605.00**

Pricing current as of 21 May, 2025 - All prices are GST exclusive and subject to change without notice.

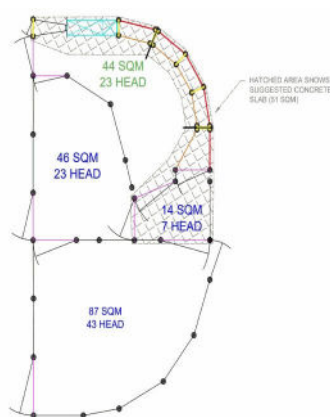
Prices include delivery, pegging out of post holes, and custom design service. Excludes digging of holes, loading ramps and handlers, construction and concrete. ProWay offer a construction service by fully insured and inducted contractors. ProWay can provide a fixed construction price based on the job parameters

To work 20 to 200 head

The following designs are a starting point for your operation to give an idea of design options and yard features available.

Designs can be modified to suit your requirements and features or equipment can be included or subtracted in the final design. We can incorporate existing fences and infrastructure as part of our custom design service as well as offer sections of these designs such as the working area.

PCY 100 Relocatable



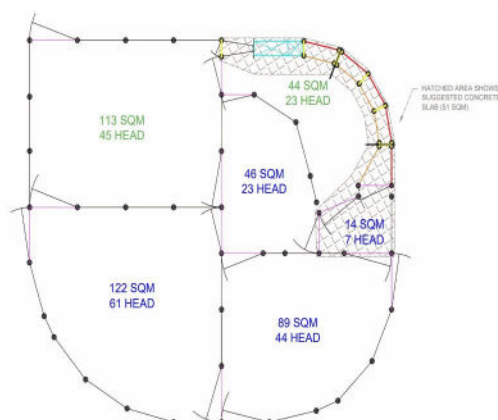
- Entire facility: 206 sqm
- Filled complex holds: 100 head (based on 2 sqm / head)
- Working race length: 8.2m

Key Design Features:

- H race fully sheeted on outside, 3/4 sheeted on inside
- Optional loading ramp and crush
- Gates swing in RHS rectangular frame
- Comes with joining lugs and pins

97CR Relocatable	\$51,615.00
32NB Pipe Relocatable	\$46,280.00

PCY 215 Relocatable



- Entire facility: 446 SQM
- Filled complex holds: 180 head
- Working race length: 7.3m (including waiting bay)
- Suggested concrete slab: 51 SQM

Key Design Features:

- H race fully sheeted on outside, 3/4 sheeted on inside
- Gates swing in RHS rectangular frame
- Comes with joining lugs and pins
- Optional crush

97CR Relocatable	\$71,315.00
32NB Pipe Relocatable	\$61,705.00

PCY 350 Relocatable



- Entire facility: 1,137 SQM
- Filled complex holds: 479 head
- Working race length: 16.5m (including waiting bay)
- Suggested concrete slab: 130 SQM

Key Design Features:

- H race fully sheeted on outside, 3/4 sheeted on inside
- 6m diameter pound draftin yard and calf race
- Gates swing in RHS rectangular frame
- Comes with joining lugs and pins
- Optional crush

97CR Relocatable	\$141,800.00
32NB Pipe Relocatable	\$123,985.00

Pricing current as of 21 May, 2025 - All prices are GST exclusive and subject to change without notice.

Prices include delivery, pegging out of post holes, and custom design service. Excludes digging of holes, loading ramps and handlers, construction and concrete. ProWav offer a construction service by fully insured and inducted contractors. ProWav can provide a fixed construction price based on the job parameters