



The catching and dragging of sheep from traditional catching pens is labour intensive and an injury prone activity for shearers.

With this in mind, ProWay has built on the innovative AWI Modular Shearing Race Delivery Unit, and developed an effective Lane Delivery Shearing Module that reduces the injury risk and energy required in the catch and drag process of shearing.


The ProWay unit offers a range of adjustments that ensure sheep of different sizes can be shorn with a continual feed to the release gate.

ProWay are exploring a range of configurations for lane delivery and lead up designs. As well as straight board designs, L shaped and curved boards are being developed.

LANE DELIVERY ADVANTAGE

The board can be supplied to suit varied layouts and operations with key benefits including:

- Provides significant WH&S benefits to shearers by reducing the catch and drag distance and twisting required in a traditional board design.
- Increased efficiency and productivity for shearers, facilitating more shorn sheep per run.
- Modular design which can be adapted to varied scale operations with efficient installation time.
- Available as a permanent or relocatable structure.
- Raised board with recessed chutes allow for safe release of sheep under grating and effective wool harvesting by shed staff.
- Adaptable design to suit raised or level floor stands.



SCAN FOR VIDEO



LANE DELIVERY 3 - 5 STANDS

To hold 200 - 375 head on grating

The following designs are a starting point for your operation to give an idea of design options and yard features available.

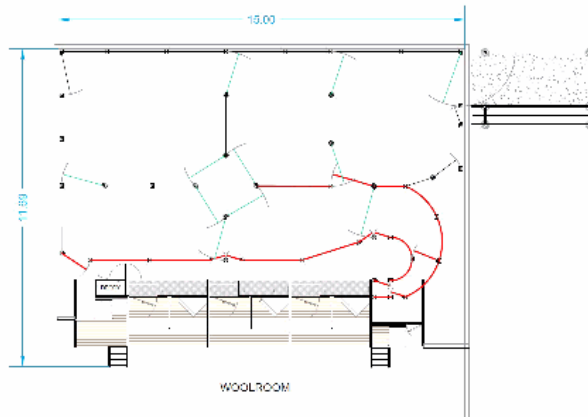
Designs can be modified to suit your requirements and features or equipment can be included or subtracted in the final design. We can incorporate existing fences and infrastructure as part of our custom design service as well as offer sections of these designs such as the working area.

The choice of livestock professionals

© Copyright Proway Livestock Equipment Pty Ltd

This document is the property of Proway Livestock Equipment Pty Ltd. and cannot be copied, distributed, transmitted or presented (electronically or otherwise) to any third party, supplier, fabricator or alternative contractor without prior written consent from Proway Livestock Equipment Pty Ltd.

3 Stand Lane Delivery, 204 head, 15mW shed



Minimum Shed for Fitout: 18.0mL x 15.0mW x 4.6mH

Grating area: 137 SQM

Filled on-grating capacity: 204 head (based on 2.5 woolly sheep per SQM)

Grating: 1455mm above ground, 1,170mm clearance across bearers

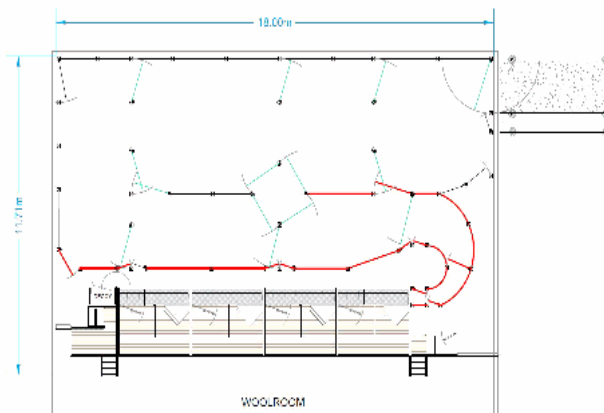
Key Design Features:

- Lane Delivery fitout with Handrail
- 700mm Walkway behind Lane
- Entry Module for ease of access to bugle feed
- Decoy Pen with LH End Module
- FRP composite plastic grating throughout
- Concrete ramp into shed with single walkway

Fitout Only

\$149,180.00

4 Stand Lane Delivery, 324 head, 18mW shed



Minimum Shed for Fitout: 18.0mL x 15.0mW x 4.6mH

Grating area: 164 SQM

Filled on-grating capacity: 324 head (based on 2.5 woolly sheep per SQM)

Grating: 1455mm above ground, 1,170mm clearance across bearers

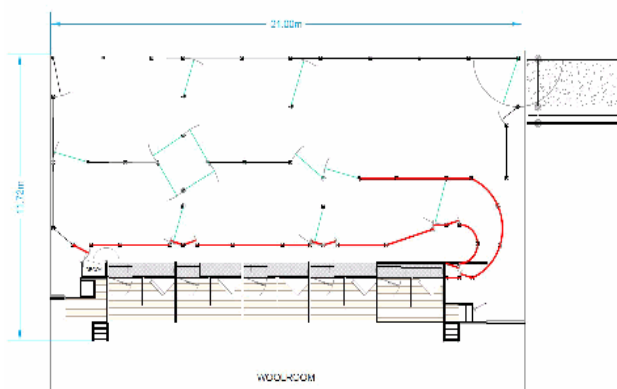
Key Design Features:

- Lane Delivery fitout with Handrail
- 700mm Walkway behind Lane
- Entry Module for ease of access to bugle feed
- Decoy Pen with LH End Module
- FRP composite plastic grating throughout
- Concrete ramp into shed with single walkway

Fitout Only

\$196,395.00

5 Stand Lane Delivery, 375 head, 21mW shed



Minimum Shed for Fitout: 24.0mL x 21.0mW x 4.6mH

Grating area: 196 SQM

Filled on-grating capacity: 375 head (based on 2.5 woolly sheep per SQM)

Grating: 1455mm above ground, 1,170mm clearance across bearers

Key Design Features:

- Lane Delivery fitout with Handrail
- 700mm Walkway behind Lane
- Entry Module for ease of access to bugle feed
- Decoy Pen with LH End Module
- FRP composite plastic grating throughout
- Concrete ramp into shed with single walkway
- Two communal countout pens under grating

Fitout Only

\$225,015.00

Pricing current as of 21 May, 2025 - All prices are GST exclusive and subject to change without notice.

Prices include delivery, pegging out of post holes, and custom design service. Excludes digging of holes, loading ramps and handlers, construction and concrete. ProWay offer a construction service by fully insured and inducted contractors. ProWay can provide a fixed construction price based on the job parameters