



## PROCESS SHEEP SAFELY IN A TIMELY MANNER

The ProWay Sheep Rotary Force has been designed as a safe and efficiency lead up to individual sheep handlers, classing boxes or scan crates. The Sheep Rotary Force features a Curved Adjustable Race maximising sheep flow.

The Sheep Rotary Force follows the design concept of our Cattle Rotary Force, with the ratchet gate moving around the pen, compressing larger numbers of sheep into a single file in the Curved Race.

- Safely compresses large numbers of sheep into a single file
- Sheeted Force is paired with a sheeted Curved Adjustable Race, offering exceptional sheep flow without compromising animal welfare
- Ideal lead up for individual handlers, scan crates or classing boxes
- Ratchet gate safely moves around the holding pen as required reducing pen size



**SHEETED FORCE  
IS PAIRED WITH  
A CURVED  
ADJUSTABLE RACE**



**IDEAL LEAD UP  
FOR INDIVIDUAL  
HANDLERS**



**SAFELY COMPRESS  
LARGE NUMBERS  
INTO A SINGLE FILE**

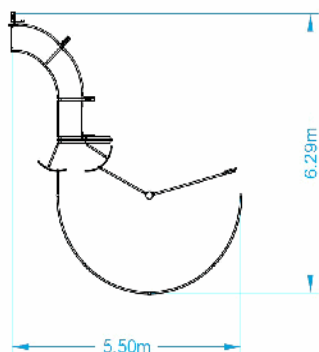
# ROTARY FORCES & CURVED RACES

The following designs are a starting point for your operation to give an idea of design options and yard features available.

Designs can be modified to suit your requirements and features or equipment can be included or subtracted in the final design. We can incorporate existing fences and infrastructure as part of our custom design service as well as offer sections of these designs such as the working area.

This document is the property of Proway Livestock Equipment Pty Ltd. and cannot be copied, distributed, transmitted or presented (electronically or otherwise) to any third party, supplier, fabricator or alternative contractor without prior written consent from Proway Livestock Equipment Pty Ltd.

## Sheep Rotary Force Adjustable Curved Race #1



- 180 degrees (4 sections) of Sheep Rotary Force
- Standard push-around style Sheep Rotary Force Gate (Lift Swing Gate optional upgrade)
- 2 Access Gates through Sheep Rotary Force
- Sheep Sliding Gate on entrance to Adjustable Curved Race (more Sliding Gates optional upgrade)
- 3 sections of Adjustable Curved Race
- Mirrored layout also available

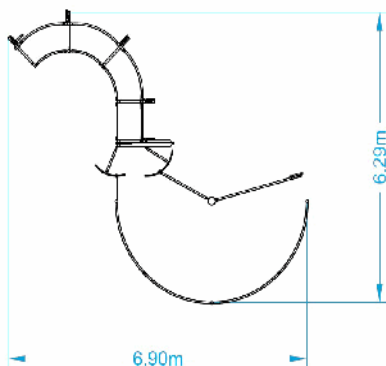
Sheep Rotary Force is designed to be ground engaging (posts concreted).

Adjustable Sheep Curved Race is designed to be bolted to concrete slab.

**Oval Sheeprail** **\$14,310.00**

**Sheep Pipe** **\$14,310.00**

## Sheep Rotary Force Adjustable Curved Race #2



- 180 degrees (4 sections) of Sheep Rotary Force
- Standard push-around style Sheep Rotary Force Gate (Lift Swing Gate optional upgrade)
- 2 Access Gates through Sheep Rotary Force
- Sheep Sliding Gate on entrance to Adjustable Curved Race (more Sliding Gates optional upgrade)
- 4 sections of Adjustable Curved Race
- Mirrored layout also available

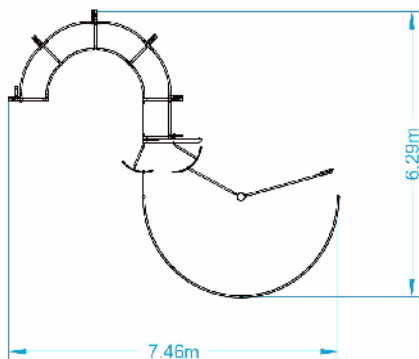
Sheep Rotary Force is designed to be ground engaging (posts concreted).

Adjustable Sheep Curved Race is designed to be bolted to concrete slab.

**Oval Sheeprail** **\$16,370.00**

**Sheep Pipe** **\$16,370.00**

## Sheep Rotary Force Adjustable Curved Race #3



- 180 degrees (4 sections) of Sheep Rotary Force
- Standard push-around style Sheep Rotary Force Gate (Lift Swing Gate optional upgrade)
- 2 Access Gates through Sheep Rotary Force
- Sheep Sliding Gate on entrance to Adjustable Curved Race (more Sliding Gates optional upgrade)
- 5 sections of Adjustable Curved Race
- Mirrored layout also available

Sheep Rotary Force is designed to be ground engaging (posts concreted).

Adjustable Sheep Curved Race is designed to be bolted to concrete slab.

**Oval Sheeprail** **\$18,430.00**

**Sheep Pipe** **\$18,430.00**

**Pricing current as of 23 May, 2025 - All prices are GST exclusive and subject to change without notice.**

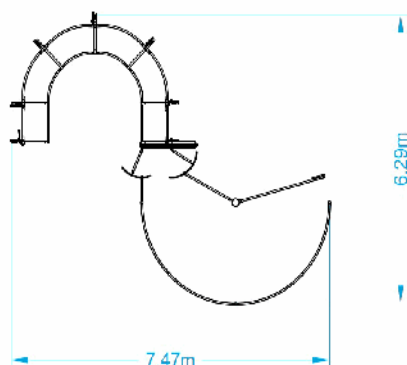
Prices include delivery, pegging out of post holes, and custom design service. Excludes digging of holes, loading ramps and handlers, construction and concrete. ProWay offer a construction service by fully insured and inducted contractors. ProWay can provide a fixed construction price based on the job parameters

The following designs are a starting point for your operation to give an idea of design options and yard features available.

Designs can be modified to suit your requirements and features or equipment can be included or subtracted in the final design. We can incorporate existing fences and infrastructure as part of our custom design service as well as offer sections of these designs such as the working area.

This document is the property of Proway Livestock Equipment Pty Ltd. and cannot be copied, distributed, transmitted or presented (electronically or otherwise) to any third party, supplier, fabricator or alternative contractor without prior written consent from Proway Livestock Equipment Pty Ltd.

#### Sheep Rotary Force Adjustable Curved Race #4



- 180 degrees (4 sections) of Sheep Rotary Force
- Standard push-around style Sheep Rotary Force Gate (Lift Swing Gate optional upgrade)
- 2 Access Gates through Sheep Rotary Force
- Sheep Sliding Gate on entrance to Adjustable Curved Race (more Sliding Gates optional upgrade)
- 6 sections of Adjustable Curved Race
- Mirrored layout also available

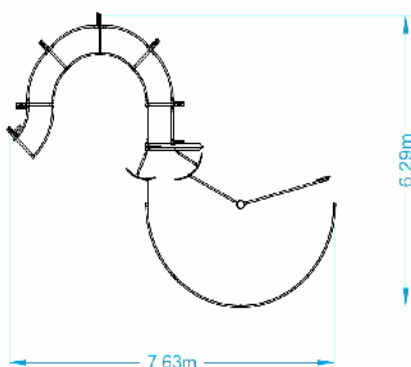
Sheep Rotary Force is designed to be ground engaging (posts concreted).

Adjustable Sheep Curved Race is designed to be bolted to concrete slab.

**Oval Sheeprail** **\$20,035.00**

**Sheep Pipe** **\$20,035.00**

#### Sheep Rotary Force Adjustable Curved Race #5



- 180 degrees (4 sections) of Sheep Rotary Force
- Standard push-around style Sheep Rotary Force Gate (Lift Swing Gate optional upgrade)
- 2 Access Gates through Sheep Rotary Force
- Sheep Sliding Gate on entrance to Adjustable Curved Race (more Sliding Gates optional upgrade)
- 6 sections of Adjustable Curved Race
- Mirrored layout also available

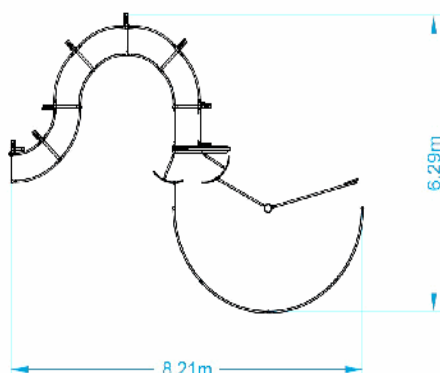
Sheep Rotary Force is designed to be ground engaging (posts concreted).

Adjustable Sheep Curved Race is designed to be bolted to concrete slab.

**Oval Sheeprail** **\$20,490.00**

**Sheep Pipe** **\$20,490.00**

#### Sheep Rotary Force Adjustable Curved Race #6



- 180 degrees (4 sections) of Sheep Rotary Force
- Standard push-around style Sheep Rotary Force Gate (Lift Swing Gate optional upgrade)
- 2 Access Gates through Sheep Rotary Force
- Sheep Sliding Gate on entrance to Adjustable Curved Race (more Sliding Gates optional upgrade)
- 7 sections of Adjustable Curved Race
- Mirrored layout also available

Sheep Rotary Force is designed to be ground engaging (posts concreted).

Adjustable Sheep Curved Race is designed to be bolted to concrete slab.

**Oval Sheeprail** **\$23,340.00**

**Sheep Pipe** **\$23,340.00**

**Pricing current as of 23 May, 2025 - All prices are GST exclusive and subject to change without notice.**

Prices include delivery, pegging out of post holes, and custom design service. Excludes digging of holes, loading ramps and handlers, construction and concrete. ProWay offer a construction service by fully insured and inducted contractors. ProWay can provide a fixed construction price based on the job parameters