



**EFFICIENCY,
SAFETY AND
PRODUCTIVITY
ADVANTAGES**

SHEEPYARDS DESIGNED TO IMPROVE STOCKFLOW & OPERATOR SAFETY

For over 20 years, ProWay has been designing, manufacturing and installing first class Sheepyards and Sheep Handling Equipment all over Australia, and the world. ProWay's Sheepyards and Handling Equipment are proudly Australian made.

ProWay's Sheep Handling Facilities have earned a reputation for being high quality and industry leading by farmers, feedlots, saleyards, stock agents, contractors and vets. The customised, tailored nature of your facility means your Sheepyards are designed to suit your operational requirements, no two facilities are ever the same.

ProWay's Designers work closely with you to establish a facility that will maximise stockflow, dramatically improve operator safety and ultimately make a more profitable and efficient set of yards you'll enjoy working stock in.

ProWay's Design Team will incorporate key equipment such as the Bulk Handler, Rotary Force, Serpentine Drafts and Adjustable Races to make your husbandry tasks much easier. They'll also incorporate your yards in with existing infrastructure such as sheds, trees, and holding pens and will even allow for expansion should it be required.

**THE CHOICE
OF LIVESTOCK
PROFESSIONALS**



The old yards have gone from square pens with nothing being able to flow to a single curved bugle that feeds multiple work areas. Adding technology and comfort means everyone loves working because it's easier. It's not a chore.

Brett Barnes | Farm Manager
Riverview | Nagambie VIC

THE PROWAY ADVANTAGE

Tailored to suit your operation, working with ProWay provides:

- The latest drone and theodolite survey technology, to ensure your new facility is laid out with pin point accuracy.
- Completely customisable and designed to suit your operation. This includes factoring existing infrastructure such as sheds, trees and existing holding yards.
- A safer facility for operator and animal, with reduced stress.
- Improved throughput levels due to efficient design practices.
- Reduce time to complete husbandry tasks.

- High quality finishes proudly manufactured in Wagga Wagga by our skilled Workshop Team and stood up by local Contractors.
- A commitment to continual improvement of sheep handling technology through research, development and direct client feedback.
- An abundance of superior featured products such as Rotary Force Gates, Guillotine Gates, Adjustable Races, Bulk Handlers and Loading Ramps which have been designed to safely improve productivity in your facility.
- Most importantly, a local group of staff who value service quality and will always go the extra yard to achieve an outstanding result.

THE CHOICE
OF LIVESTOCK
PROFESSIONALS

SCAN FOR VIDEO



SHEEP YARD DESIGN SET 1

To work 180 to 550 head

The following designs are a starting point for your operation to give an idea of design options and yard features available.


Designs can be modified to suit your requirements and features or equipment can be included or subtracted in the final design. We can incorporate existing fences and infrastructure as part of our custom design service as well as offer sections of these designs such as the working area.

The choice of livestock professionals

© Copyright Proway Livestock Equipment Pty Ltd

This document is the property of Proway Livestock Equipment Pty Ltd. and cannot be copied, distributed, transmitted or presented (electronically or otherwise) to any third party, supplier, fabricator or alternative contractor without prior written consent from Proway Livestock Equipment Pty Ltd.

PSY 180



- Entire facility: 121 SQM
- Filled complete capacity: 232 head
- Pre-draft capacity: 147 head (based on 2.5 head / SQM)
- Post-draft capacity: 114 head (based on 2 head / SQM)
- Working race length: 11.6m (including Adjustable V Draft Race)
- Suggested concrete slab: 48 SQM


Key design features:

- Adjustable V-Race with 3-Way Draft
- Single lane working race
- Sheeted bugle with access gates

Oval Sheeprail **\$23,650.00**

Sheep Pipe **\$21,485.00**

PSY 280



- Entire facility: 200 SQM
- Filled complete capacity: 425 head
- Pre-draft capacity: 229 head (based on 2.5 head / SQM)
- Post-draft capacity: 196 head (based on 2 head / SQM)
- Working race length: 14.6m (including Adjustable V Draft Race)
- Suggested concrete slab: 75 SQM


Key design features:

- Single lane working race with Adjustabe V-Race, 3-Way draft, tumble swing and guillotine gates
- Sheeted bugle with access gates

Oval Sheeprail **\$34,575.00**

Sheep Pipe **\$31,350.00**

PSY 525



- Entire facility: 350 SQM
- Filled complete capacity: 765 head
- Pre-draft capacity: 473 head (based on 2.5 head / SQM)
- Post-draft capacity: 292 head (based on 2 head / SQM)
- Working race length: 13.5m
- Suggested concrete slab: 63 SQM

Key Design Features:

- Single lane working race with Adjustable V-Race and 3-Way Draft
- Sheeted bugle with access gates
- Central 5-Way Diamond Yard

Oval Sheeprail **\$47,975.00**

Sheep Pipe **\$43,315.00**

Pricing current as of 21 May, 2025 - All prices are GST exclusive and subject to change without notice.

Prices include delivery, pegging out of post holes, and custom design service. Excludes digging of holes, loading ramps and handlers, construction and concrete. ProWay offer a construction service by fully insured and inducted contractors. ProWay can provide a fixed construction price based on the job parameters

SHEEP YARD DESIGN SET 2

To work 450 - 980 head

The following designs are a starting point for your operation to give an idea of design options and yard features available.


Designs can be modified to suit your requirements and features or equipment can be included or subtracted in the final design. We can incorporate existing fences and infrastructure as part of our custom design service as well as offer sections of these designs such as the working area.

The choice of livestock professionals

© Copyright Proway Livestock Equipment Pty Ltd

This document is the property of Proway Livestock Equipment Pty Ltd. and cannot be copied, distributed, transmitted or presented (electronically or otherwise) to any third party, supplier, fabricator or alternative contractor without prior written consent from Proway Livestock Equipment Pty Ltd.

PSY 780



- Entire facility: 542 sqm
- Filled complete capacity: 1,187 head
- Pre-draft capacity: 731 head (based on 2.5 head / SQM)
- Post-draft capacity: 456 head (based on 2 head / SQM)
- Working race length: 14.7m (including Adjustable V-Race)
- Suggested concrete slab: 75 SQM


Key Design Features:

- Single lane working race with Adjustable V-Race and 3-Way Draft
- Sheeted bugle with access gates
- Central 4-Way Diamond Yard

Oval Sheeprail **\$51,610.00**

Sheep Pipe **\$46,215.00**

PSY 1100



- Entire facility: 740 SQM
- Filled complete capacity: 1,512 head
- Pre-draft capacity: 774 head (based on 2.5 head / SQM)
- Post-draft capacity: 738 head (based on 2 head / SQM)
- Working race length: 13.3m
- Suggested concrete slab: 81 SQM


Key Design Features:

- Adjustable V-Draft Race with 3-Way Draft
- Double lane working race with tumble swing and guillotine gates
- Sheeted bugle with access gates
- Central 4-way and 5-way diamond yards

Oval Sheeprail **\$69,425.00**

Sheep Pipe **\$62,565.00**

PSY 1550



- Entire facility: 1,019 SQM
- Filled complete capacity: 2,234 head
- Pre-draft capacity: 1,256 head (based on 2.5 head / sqm)
- Post-draft capacity: 978 head (based on 2 head / sqm)
- Working race length: 13.3m
- Suggested concrete slab: 84 SQM

Key Design Features:

- Adjustable V-Draft Race with 3-way draft and bi-fold gates
- Double lane working race with tumble swing and guillotine gates and 3-way draft
- Sheeted bugle with access gates
- Central 4- and 5-way diamond yards

Oval Sheeprail **\$76,260.00**

Sheep Pipe **\$68,530.00**

Pricing current as of 21 May, 2025 - All prices are GST exclusive and subject to change without notice.

Prices include delivery, pegging out of post holes, and custom design service. Excludes digging of holes, loading ramps and handlers, construction and concrete. ProWay offer a construction service by fully insured and inducted contractors. ProWay can provide a fixed construction price based on the job parameters